


Kindergarten

Homework Planner for the week of 10/21 to 10/25 Due Friday 10/25

*Packets will go home each Friday and will be due back by the following Friday. Please see the back for your child's special schedule and list of sight words introduced so far.

Monday 10/21 – Day 1 ◇ Read or be read to for 10 minutes ◇ <u>Practice High Frequency Words</u>	 <h3>Written Homework</h3> <ul style="list-style-type: none">◇ Handwriting practice: Letters n, m Please use pencil on all homework◇ Beginning Sounds: Write the lowercase letter t, b, f, n or m (pictures are bee, monster, nose, teeth, nine, tree, fork, bike)◇ Math Worksheet: Counting Acorns <p>Please put your name on all worksheets to be handed in. <u>Do Not</u> hand this planner in. Please keep it at home for your reference.</p>
Tuesday 10/22 - Day 2 ◇ Read or be read to for 10 minutes ◇ <u>Practice High Frequency Words</u>	
Wednesday 10/23 - Day 3 ◇ Read or be read to for 10 minutes ◇ <u>Practice High Frequency Words</u>	
Thursday 10/24 – Day 4 ◇ Read or be read to for 10 minutes ◇ <u>Practice High Frequency Words</u>	
Friday 10/25 – Day 5 ◇ Read or be read to for 10 minutes ◇ <u>Practice High Frequency Words</u>	

a

Reminders:

-Kindergarten will visit the Book Fair on Wednesday 10/23 during the school day. Please send all money in an envelope labeled with your child's name.

Specials Schedule

Kirsch

Day 1 & 4 Gym
Day 2 & 5 Art
Day 3 & 6 Music
Day 5 Library

Leveque

Day 1 & 4 Art
Day 2 & 5 Music
Day 3 & 6 Gym
Day 2 Library

Wilson

Day 1 & 4 Music

Day 2 & 5 Gym
Day 3 & 6 Art
Day 3 Librarian

Library books are do back in school on or before your child's library day. Students will not get a new book if the old book has not been returned.

Don't forget your sneakers on Gym day!

High Frequency Words

Unit 1
* a
*me
the
* I
like
my

*indicates the word has been introduced in class and students should be practicing the word at home

Name: _____

Homework

Directions: Trace over the first letter. Write the letter again 5 times.

Handwriting practice lines for the letter 'n'. The first row shows a sun, a plane, and a caterpillar on the left. The letter 'n' is written on the first line, followed by five dotted 'n's for tracing. The second row shows the same sun, plane, and caterpillar on the left. The letter 'm' is written on the first line, followed by five dotted 'm's for tracing.

Letter Formation for n

n is a plane line letter.

It starts on the (plane line).

Diagram showing the stroke order for writing the letter 'n'. A dot on the plane line is labeled '1'. A downward arrow is labeled '2'. An upward arrow is labeled '3'. A dotted 'n' with a downward arrow at the end is labeled '4'.

1. Point to the plane line.
2. Go down to the grass line.
3. Trace back up to the plane line,
4. and make a hump.

Letter Formation for m

m is a plane line letter.

It starts on the (plane line).


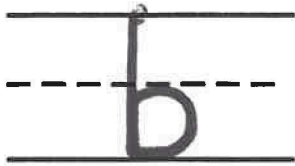



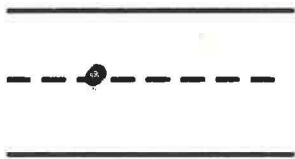

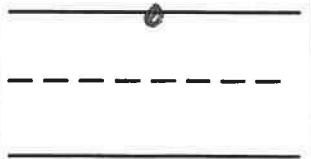

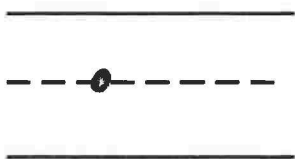

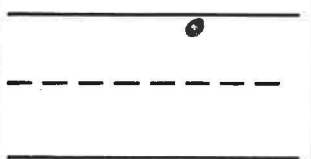

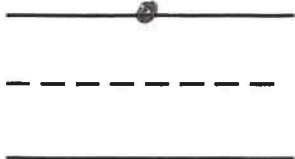


Diagram showing the stroke order for writing the letter 'm'. A dot on the plane line is labeled '1'. A downward arrow is labeled '2'. An upward arrow is labeled '3'. A dotted 'n' with a downward arrow at the end is labeled '4'. A dotted 'm' with a downward arrow at the end is labeled '5'.

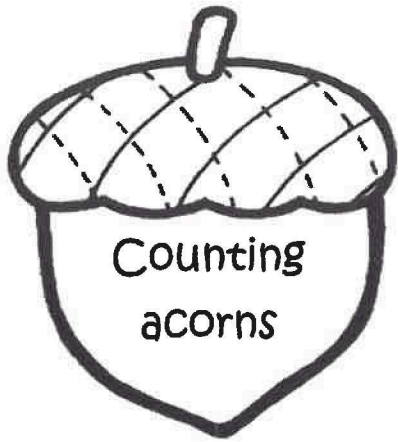
1. Point to the plane line.
2. Go down to the grass line.
3. Trace back up to the plane line,
4. and make a hump,
5. and then back up to the plane line and make another hump.

t, b, f, n, m

Name: _____

Directions: Write the letter of the beginning sound next to each picture. * Write the lowercase letter


			
			
			
			




Name: _____

Numbers 0-5

Count and circle the number of acorns that you see.




0 1 2 3 4 5




0 1 2 3 4 5



0 1 2 3 4 5



0 1 2 3 4 5



0 1 2 3 4 5

0 1 2 3 4 5